



FIRMWARE INSTALLATION INSTRUCTIONS

RAZER LEVIATHAN FIRMWARE UPDATES

UPDATER INFORMATION

APPLICABLE MODEL NUMBERS

- RZ05-01260

UPDATER NAME AND VERSION

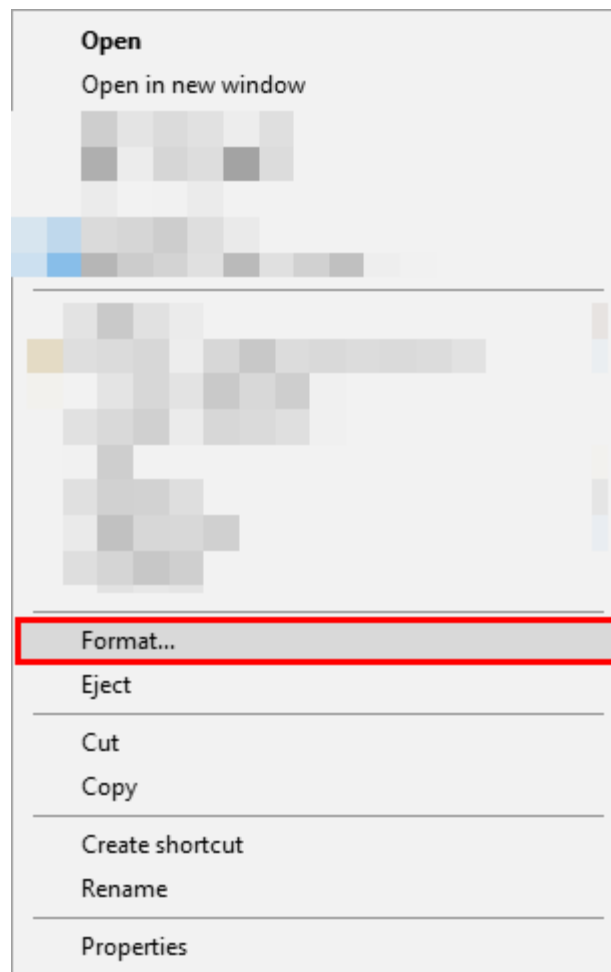
Razer_Leviathan_Updater

Download the firmware here: <http://rZR.to/K3xqN>

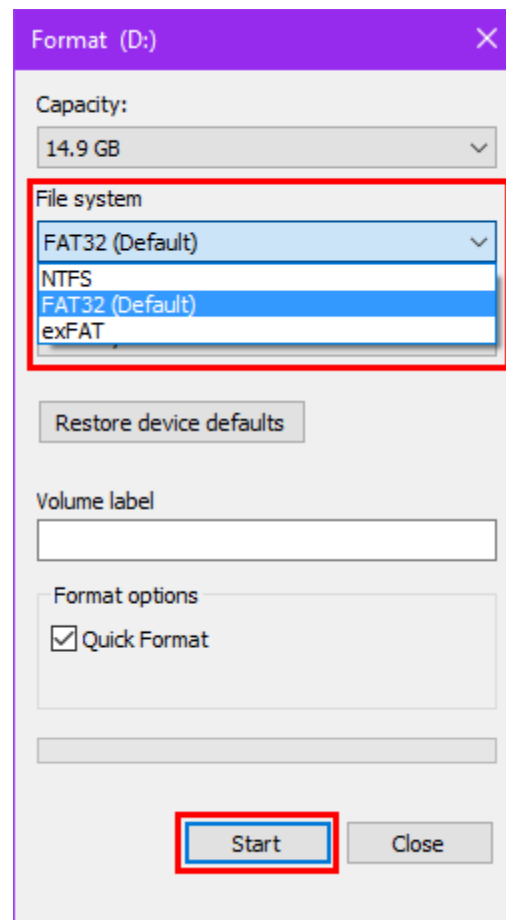
PREPARATIONS

1. Connect a blank USB flash drive/stick to your computer.
2. Locate the USB flash drive/stick from Windows File Explorer.

3. Right-click the detected USB flash drive/stick and select "Format".



4. Ensure that the “File system is set to FAT32 and click “Start”.



5. Click on “OK” when you see the warning prompt.
6. Copy the firmware file (.mdu) into the formatted USB flash drive/stick.
7. Safely eject the USB flash drive/stick from your computer.

8. Locate the Service USB port at the back of your Razer Leviathan Sound Bar.



9. Use a flat head tool and gently remove the plastic cover.




INSTALLATION PROCESS

1. Turn off your Razer Leviathan Sound Bar by holding down the Power button.



2. Ensure all cables are unplugged from the back of your Razer Leviathan Sound Bar.
3. Locate and connect the USB Firmware Updater you have just created into the Service USB port at the back of your Razer Leviathan Sound Bar.
4. Ensure that the USB flash drive/stick is firmly plugged in.
5. Connect the power cable to your Razer Leviathan Sound Bar.
6. The updater will begin when the power is supplied and your Razer Leviathan Sound Bar detects the USB Firmware Updater.

7. Ensure that the Power button and OPT indicator light are on. The AUX and Bluetooth indicator lights will be lighted up as the firmware upgrade continues. If there is no light on the indicator, ensure that the power source has been turned on.
8. When all the input indicator lights are off (left to the power button) and all equalizer indicator lights are on (right to the power button), disconnect the power cable from your Razer Leviathan Sound Bar.



9. Remove the USB Firmware Updater from your Razer Leviathan Sound Bar and connect the power cable.
10. The firmware is updated and your Razer Leviathan Soundbar is now ready to use.